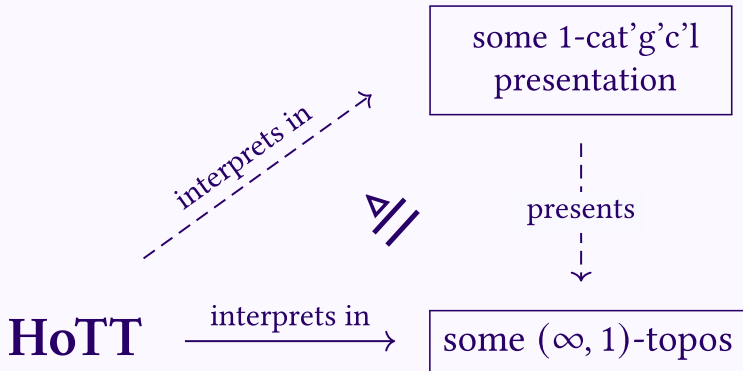


Cubes with one connection and relative elegance

**Evan Cavallo
Stockholm University**

**joint work with
Christian Sattler**

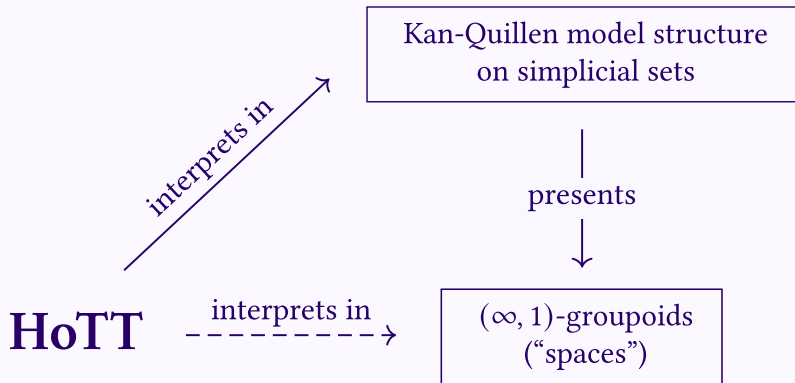
A BIG PICTURE



Shulman '19: HoTT interprets in Grothendieck $(\infty, 1)$ -toposes.
What do we mean by **interpret**?

A BIG PICTURE

For example, Voevodsky's simplicial model:



Model structure helps build model of HoTT—but not the same thing

CUBICAL MODELS

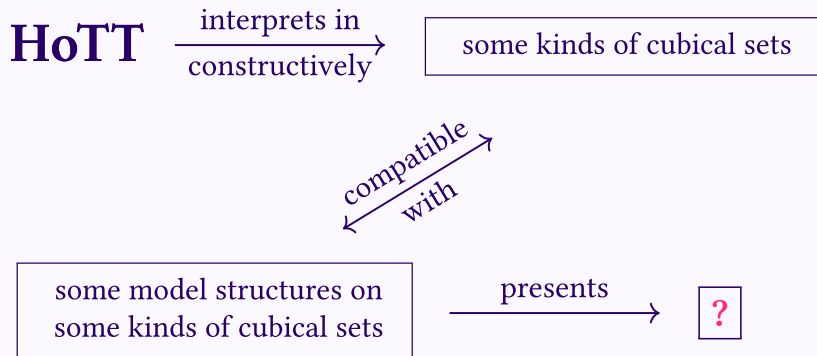
Does HoTT have a constructive interpretation?



Interpretations of HoTT in a direct sense.

CUBICAL MODELS

Gambino-Sattler '17, Sattler '17, C-Mörtberg-Swan '20, Awodey:
The cubical interpretations give rise to model structures.



Starter question: do any present $(\infty,1)$ -groupoids?

Why want this?

- Present $(\infty,1)$ -groupoids **constructively**
(see also Henry '19, Gambino-Sattler-Szumilo '19)
- Interpret **cubical type theories** in $(\infty,1)$ -groupoids
(and ideally elsewhere, à la Shulman '19)

CUBE CATEGORIES

Objects are monoidal products of an **interval** $1 \begin{array}{c} \xrightarrow{\delta_0} \\ \xleftarrow{\delta_1} \end{array} \mathbb{I}$.

– For cubical type theorists, products are usually **cartesian**:

$$\begin{array}{ccc} \mathbb{I} \xrightarrow{\varepsilon} 1 & \mathbb{I} \xrightarrow{\Delta} \mathbb{I}^2 & \mathbb{I}^n \xrightarrow{\sigma \in \Sigma_n} \mathbb{I}^n \\ \text{degeneracy} & \text{diagonal} & \text{symmetries} \\ & \text{(except BCH)} & \end{array}$$

(unusual from a classical homotopy theory perspective!)

– Extra toppings:

$$\begin{array}{ccc} \mathbb{I}^2 \xrightarrow{\vee} \mathbb{I} & \mathbb{I}^2 \xrightarrow{\wedge} \mathbb{I} & \mathbb{I} \xrightarrow{\neg} \mathbb{I} \\ \text{max- and min-connections} & & \text{reversal} \quad \text{etc.} \end{array}$$

CUBE CATEGORIES

Which cube categories lead to model structures presenting spaces?

Ulrik Buchholtz and Christian Sattler investigated in 2018:

Affine (BCH)	$\delta, \varepsilon, \sigma$	✗
Cartesian (AFH+ABCFHL)	$\delta, \varepsilon, \Delta, \sigma$	✗
Dedekind (CCHM)	$\delta, \varepsilon, \Delta, \sigma, \vee, \wedge$?
De Morgan (CCHM)	$\delta, \varepsilon, \Delta, \sigma, \vee, \wedge, \neg$	✗

In 2019, Awodey-C-Coquand-Riehl-Sattler present a new model:

Cartesian with <i>equivariant fibrations</i>	$\delta, \varepsilon, \Delta, \sigma$	✓
---	---------------------------------------	---

Same cube category, stronger lifting condition on types

CUBE CATEGORIES

Our result:

Disjunctive	$\delta, \varepsilon, \Delta, \sigma, \vee$	✓
-------------	---	---

Compared to equivariant model...

- Easier to describe:
 - in a cartesian cube category with a connection, all fibrations are equivariant
- Proof it presents $(\infty,1)$ -groupoids is more direct

Fill out general understanding of cubical models!

DISJUNCTIVE CUBES

No time to give full picture of proof.

(See Sattler '19, Streicher-Weinberger '21 for similar setup.)

What properties of disjunctive cubes matter?

- **bad news:** \square_{\vee} is not an elegant Reedy category.
- **good news:** it's close to one!

REEDY CATEGORIES

- Thinking of presheaves on \mathbf{C} as “spaces built from cells shaped like objects of \mathbf{C} ”, useful if:
 - objects are stratified by “dimension”
 - maps factor into basic “degeneracy”-like and “face”-like maps

$$\begin{array}{ccc} \Delta^n & \xrightarrow{\quad} & \Delta^m \\ & \searrow \text{---} & \nearrow \text{---} \\ & \Delta^k & \end{array}$$

Def (~Berger-Moerdijk '11):

A **(generalized) Reedy category** is a category \mathbf{R} equipped with a function $|\!-\!|: \text{Ob } \mathbf{R} \rightarrow \mathbb{N}$ and orthogonal factorization system $(\mathbf{R}^-, \mathbf{R}^+)$ compatible in the sense that...

- e.g.: simplex category, some cube categories, many more...

REEDY CATEGORIES

- Any presheaf X over a Reedy category \mathbf{R} can be built by iteratively attaching n -cells via colimits

$$\begin{array}{ccccccc} \{\text{boundaries}\} & \longrightarrow & \coprod \{2\text{-cells}\} & & & & \\ & & \downarrow & \lrcorner & \downarrow & & \\ X_0 & \longrightarrow & X_1 & \longrightarrow & X_2 & \longrightarrow \cdots & \longrightarrow \operatorname{colim}_i X_i \cong X \end{array}$$

- If \mathbf{R} is **elegant**, then cell maps are monos
 \Rightarrow If cofibrations=monos, these are also **homotopy colimits**

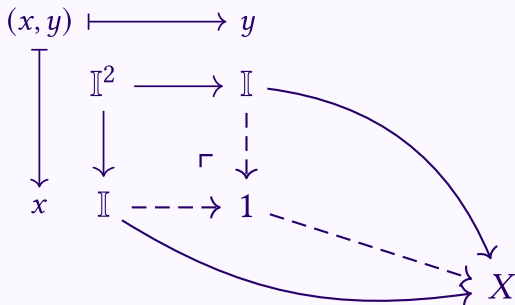
Def (\sim Berger-Moerdijk '11, \sim Bergner-Rezk '13):

A Reedy category \mathbf{R} is **elegant** when

- (a) any span of degeneracy maps has a pushout;
- (b) any $X \in \mathbf{PSh}(\mathbf{R})$ sends these to pullbacks.
 $\Leftrightarrow \mathbf{y}: \mathbf{R} \rightarrow \mathbf{PSh}(\mathbf{R})$ preserves them.

ELEGANT REEDY CATEGORIES

– For example with cubes:



- degeneracies with same domain can be “combined”
- a cell is degenerate in two ways iff degenerate in their combination

ELEGANT REEDY CATEGORIES

Want a **Quillen equivalence** with the Kan-Quillen model structure:

$$\begin{array}{ccc} & u_! & \\ \text{PSh}(\Delta) & \perp & \text{PSh}(\square_{\vee}) \\ & u^* & \end{array}$$

- These are **left Quillen adjoints**
- So they commute with those colimits—
only need to check they're inverse on “basic cells”?

DISJUNCTIVE CUBES

$$\begin{array}{ccccc} \mathbb{I} \xrightarrow{\varepsilon} 1 & \mathbb{I} \xrightarrow{\Delta} \mathbb{I}^2 & \mathbb{I}^n \xrightarrow{\sigma \in \Sigma_n} \mathbb{I}^n & 1 \xrightarrow{\delta_0, \delta_1} \mathbb{I} & \mathbb{I}^2 \xrightarrow{\vee} \mathbb{I} \\ \text{degeneracy} & \text{diagonal} & \text{symmetries} & \text{endpoints} & \text{max-connections} \end{array}$$

- Like other cartesian cube cats, it's a finite product (i.e. Lawvere) theory, the **theory of 01-semilattices**

$$\begin{array}{lll} (x \vee y) \vee z = x \vee (y \vee z) & x \vee y = y \vee x & \\ x \vee x = x & x \vee 0 = x & x \vee 1 = 1 \end{array}$$

Maps $\mathbb{I}^m \rightarrow \mathbb{I}^n$ are n -tuples of terms in m variables in this language

DISJUNCTIVE CUBES

$$\begin{array}{ccccc}
 \mathbb{I} \xrightarrow{\varepsilon} 1 & \mathbb{I} \xrightarrow{\Delta} \mathbb{I}^2 & \mathbb{I}^n \xrightarrow{\sigma \in \Sigma_n} \mathbb{I}^n & 1 \xrightarrow{\delta_0, \delta_1} \mathbb{I} & \mathbb{I}^2 \xrightarrow{\vee} \mathbb{I} \\
 \text{degeneracy} & \text{diagonal} & \text{symmetries} & \text{endpoints} & \text{max-connections}
 \end{array}$$

– Also embeds in the **category of semilattices**:

$$\begin{array}{ccc}
 \square_{\vee} & \longrightarrow & \mathbf{SLat} \\
 \mathbb{I}^n & \longmapsto & \{0 < 1\}^n
 \end{array}$$

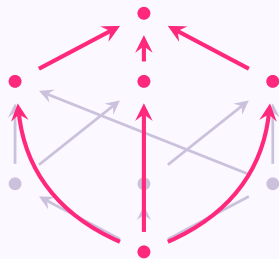
Follows from duality between finite
01-semilattices and finite semilattices:

$$\square_{\vee} \xrightarrow{\mathfrak{J}} \mathbf{01SLat}_{\text{fin}}^{\text{op}} \xrightarrow{\cong} \mathbf{SLat}_{\text{fin}} \hookrightarrow \mathbf{SLat}$$

ARE DISJUNCTIVE CUBES REEDY?

No.

$$\begin{array}{ccc} \mathbb{I}^3 & \longrightarrow & \mathbb{I}^3 \\ (x, y, z) & \longmapsto & (x \vee y, y \vee z, z \vee x) \end{array}$$



Not an iso, but doesn't factor through a lower-degree cube.

(Also doesn't factor in the idempotent completion of \square_{\vee} .)

RELATIVE ELEGANCE

- But know that \square_V **embeds** in a Reedy category

$$i: \square_V \hookrightarrow \mathbf{SLat}_{\text{fin}, \top}$$

by general properties of algebraic categories.

- So can borrow cellular decomposition:

$$\begin{array}{ccc} \mathbf{PSh}(\square_V) & \begin{array}{c} \xleftarrow{i^*} \\ \xrightarrow{i_*} \end{array} & \mathbf{PSh}(\mathbf{SLat}_{\text{fin}, \top}) \\ X & \xrightarrow{\quad} & i_* X \\ \mathbb{R} & & \mathbb{R} \\ \text{colims}(i^* \text{ cells}) & \xleftarrow{\quad} & \text{colims}(\text{ cells}) \end{array}$$

RELATIVE ELEGANCE

- To use the decomposition, need cell maps to be monos
- $\mathbf{SLat}_{\mathbf{fin}, \mathbb{T}}$ is **not** elegant;
not all preheaves in $\mathbf{PSh}(\mathbf{SLat}_{\mathbf{fin}, \mathbb{T}})$ have good decompositions.
- But it's “elegant relative to $i: \square_{\mathbb{V}} \hookrightarrow \mathbf{SLat}_{\mathbf{fin}, \mathbb{T}}$ ”:
presheaves in the image of i_* have good decompositions

Def (C-Sattler):

A fully faithful $i: \mathbf{C} \rightarrow \mathbf{R}$ with \mathbf{R} a Reedy category is **relatively elegant** when

- any span of degeneracy maps in \mathbf{R} has a pushout;
- i_*X sends these to pullbacks for $X \in \mathbf{PSh}(\mathbf{C})$.
 $\Leftrightarrow N_i: \mathbf{R} \rightarrow \mathbf{PSh}(\mathbf{C})$ preserves them.

RELATIVE ELEGANCE

Thm (C-Sattler):

If $i: \mathbf{C} \rightarrow \mathbf{R}$ is relatively elegant, then any presheaf over \mathbf{C} has a “good” decomposition where the basic cells are $N_i r / N_i G$ for $r \in \mathbf{R}$ and $G \subseteq \text{Aut}_{\mathbf{R}}(r)$.

- Relative elegance of $i: \square_{\vee} \hookrightarrow \mathbf{SLat}_{\text{fin}, \top}$ also follows from general properties of algebraic categories.
- Easy to check basic cells are contractible in this case.
- Have what we need to finish our proof!

EQUIVALENCES

In the end:

$$\begin{array}{ccc} & u! & \\ \left(\begin{array}{ccc} & \perp & \\ \leftarrow & u^* & \longrightarrow \\ & \perp & \end{array} \right) & & \text{PSh}(\square_V) \\ & u_* & \end{array}$$

- Both of these adjunctions are Quillen equivalences.
- In particular, model structure presents $(\infty,1)$ -groupoids!
- Corollary: coincides with the **test model structure** on $\text{PSh}(\square_V)$
(compare Streicher-Weinberger '21)

- Sad truth: the Dedekind cubes do not embed elegantly in **any** Reedy category.

Some ponderables:

- Comparison with constructive simplicial model structure?
- Other applications for relative elegance or this cube category?
- For cubical-type model structures that don't present spaces,
 - (a) can we “fix” them? or
 - (b) can we describe what they **do** present?